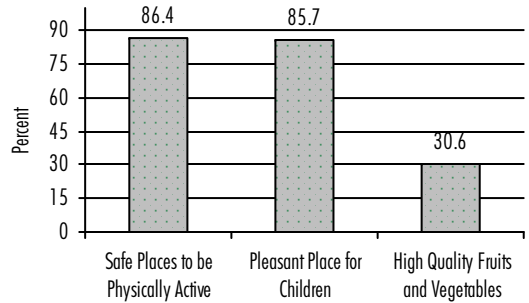


SPA 7: East Community Highlights

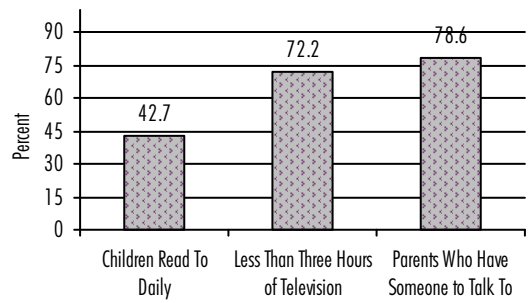


Environment



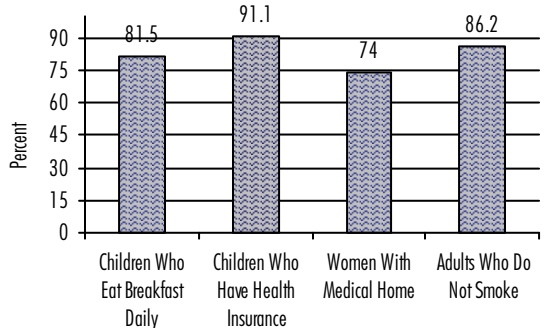
- **86.4%** of East adults report there are **safe places to be physically active** in their neighborhood including sidewalks and streets for walking and jogging.
- **85.7%** of East parents (of children 0-17 years) rate their community as a **pleasant place for their children** to be physically active.
- **30.6%** of East adults rate the **quality of fruits and vegetables** where they shop as high.

Family



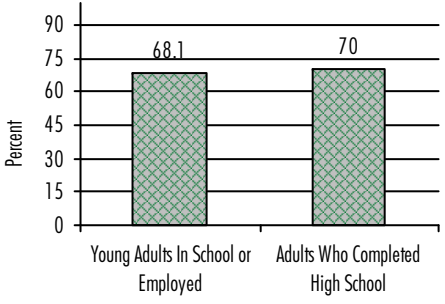
- **42.7%** of East children ages 0-5 years are **read to daily** by a parent or family member.
- **72.2%** of East children ages 2-17 years watch **less than three hours of television** daily.

Staying Healthy



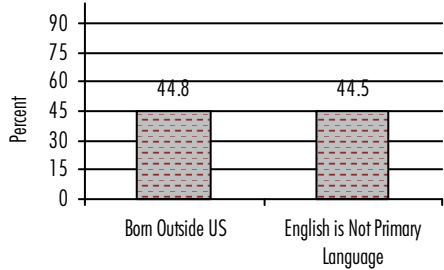
- **81.5%** of East children (2-17 years) **eat breakfast** daily.
- **91.1%** of East children (0-17 years) have **health insurance**.
- **74.0%** of Los Angeles County women (15 years and older) had a **medical home** prior to pregnancy.
- **86.2%** of East adults **do not smoke** cigarettes.

Education



- **68.1%** of East young adults (18-24 years) are in school or employed.
- **70.0%** of East adults have completed high school.

Culture



- **44.0%** of East adults were born outside of the United States.
- **44.5%** of East adults primarily speak a language other than English at home.

Data Sources:

2007 Key Indicators of Health Report, Los Angeles County Department of Public Health (2007 data)
 Los Angeles County 2008 Children's Scorecard (2007 data)
 Maternal and Infant Health Assessment (2005-2006 sample)
 Images obtained from Wikimedia Commons