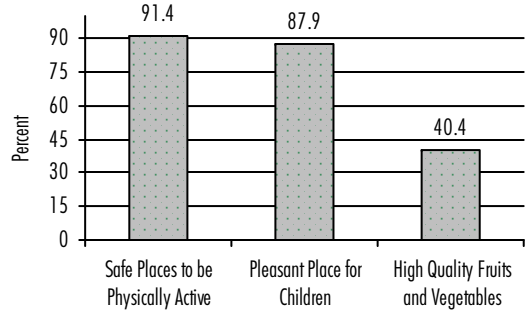


SPA 2: San Fernando Community Highlights

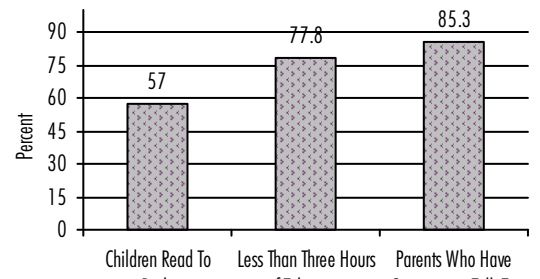


Environment



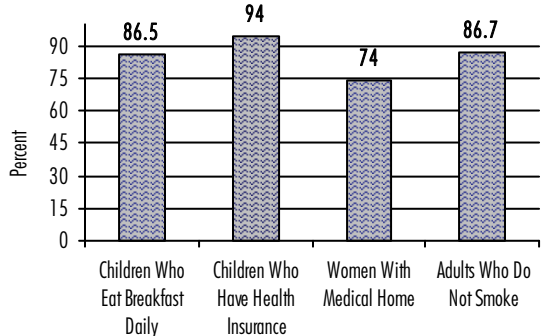
- **91.4%** of San Fernando adults report there are **safe places to be physically active** in their neighborhood including sidewalks and streets for walking and jogging.
- **87.9%** of San Fernando parents (of children 0-17 years) rate their community as a **pleasant place for their children** to be physically active.
- **40.4%** of San Fernando adults rate the **quality of fruits and vegetables** where they shop as high.

Family



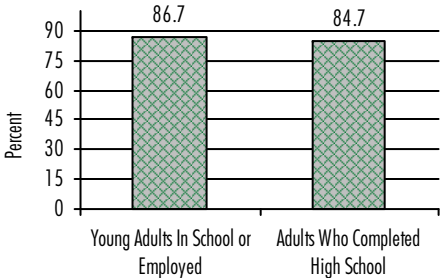
- **57.0%** of San Fernando children ages 0-5 years are **read to daily** by a parent or family member.
- **77.8%** of San Fernando children ages 2-17 years watch **less than three hours of television** daily.
- **85.3%** of San Fernando parents (of children 0-5 years) say they can easily find **someone to talk to** when they need advice about raising their child.

Staying Healthy



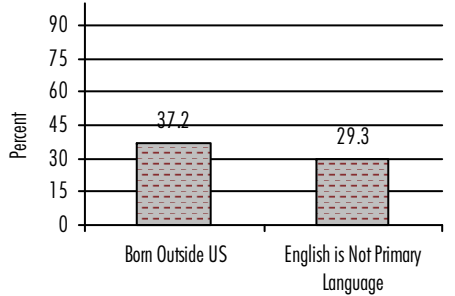
- **86.5%** of San Fernando children (2-17 years) **eat breakfast** daily.
- **94.0%** of San Fernando children (0-17 years) have **health insurance**.
- **74.0%** of Los Angeles County women (15 years and older) had a **medical home** prior to pregnancy.
- **86.7%** of San Fernando adults **do not smoke** cigarettes.

Education



- **86.7%** of San Fernando young adults (18-24 years) are **in school or employed**.
- **84.7%** of San Fernando adults have **completed high school**.

Culture



- **37.2%** of San Fernando adults were **born outside** of the United States.
- **29.3%** of San Fernando adults primarily speak a **language other than English** at home.

Data Sources:

2007 Key Indicators of Health Report, Los Angeles County Department of Public Health (2007 data)
 Los Angeles County 2008 Children's Scorecard (2007 data)
 Maternal and Infant Health Assessment (2005-2006 sample)